

Flandreau Middle School

Distance Learning Plan



March 23-27, 2020

Ms. Zach's 7th Grade Math

Daily Checklist

- Guardian please initial upon completion
- Return this cover sheet with work

____ Lesson 6.2 Reteach

____ Solving One-Step Equations Monster Activity

Flandreau Middle School: Distance Learning Plan

Unit/Lesson: One-Step Equations **Subject/Grade:** 7th Grade Math

Dates: March 23-27

<p>What tasks do I need to complete?</p>	<p>Monday (3/23): Lesson 6.2 Reteach</p> <p>Tuesday (3/24): Solving One-Step Equations Monster Activity - Problems #1-3</p> <p>Wednesday (3/25): Solving One-Step Equations Monster Activity - Problems #4-6</p> <p>Thursday (3/26): Solving One-Step Equations Monster Activity - Problems #7-9</p> <p>Friday (3/27): Solving One-Step Equations Monster Activity - Problems #10-12</p> <p>**after each lesson, draw the parts on the monster for the day</p>
<p>What will I need to bring back to school?</p>	<ul style="list-style-type: none"> - Please return the entire math packet
<p>What materials do I need?</p>	<ul style="list-style-type: none"> - Math packet - Calculator (can use phone) - Pencil
<p>Who can I contact if I have questions?</p>	<ul style="list-style-type: none"> - Sarah Zach - Sarah.Zach@k12.sd.us Google Voice - (605) 951-0845
<p>Notes from my teachers:</p>	<ul style="list-style-type: none"> - May need to use orange steps sheet - Show work for each problem in the appropriate box
<p>What standards am I learning?</p>	<ul style="list-style-type: none"> - 7.EE.4 Use variables to represent quantities in a real-world or mathematical problem, and construct simple equations and inequalities to solve problems by reasoning about the quantities.

LESSON
6-2**One-Step Equations with Rational Coefficients****Reteach****Using Addition to Undo Subtraction**

Addition “undoes” subtraction. Adding the same number to both sides of an equation keeps the equation balanced.

$$\begin{aligned}x - 5 &= -6.3 \\x - 5 + 5 &= -6.3 + 5 \\x &= -1.3\end{aligned}$$

Using Subtraction to Undo Addition

Subtraction “undoes” addition. Subtracting a number from both sides of an equation keeps the equation balanced.

$$\begin{aligned}n + \frac{3}{4} &= -15 \\n + \frac{3}{4} - \frac{3}{4} &= -15 - \frac{3}{4} \\n &= -15\frac{3}{4}\end{aligned}$$

Be careful to identify the correct number that is to be added or subtracted from both sides of an equation. The numbers and variables can move around, as the problems show.

Solve using addition or subtraction.

1. $6 = m - \frac{7}{8}$

2. $3.9 + t = 4.5$

3. $10 = -3.1 + j$

Multiplication Undoes Division

To “undo” division, multiply both sides of an equation by the number in the denominator of a problem like this one.

$$\begin{aligned}\frac{m}{3} &= 6 \\3 \times \frac{m}{3} &= 3 \times 6 \\m &= 18\end{aligned}$$

Division Undoes Multiplication

To “undo” multiplication, divide both sides of an equation by the number that is multiplied by the variable as shown in this problem.

$$\begin{aligned}4.5p &= 18 \\ \frac{4.5p}{4.5} &= \frac{18}{4.5} = 4\end{aligned}$$

Notice that decimals and fractions can be handled this way, too.

Solve using division or multiplication.

4. $\frac{y}{2.4} = 5$

5. $0.35w = -7$

6. $-\frac{a}{6} = 1$

Score (___ / ___)

Name: _____

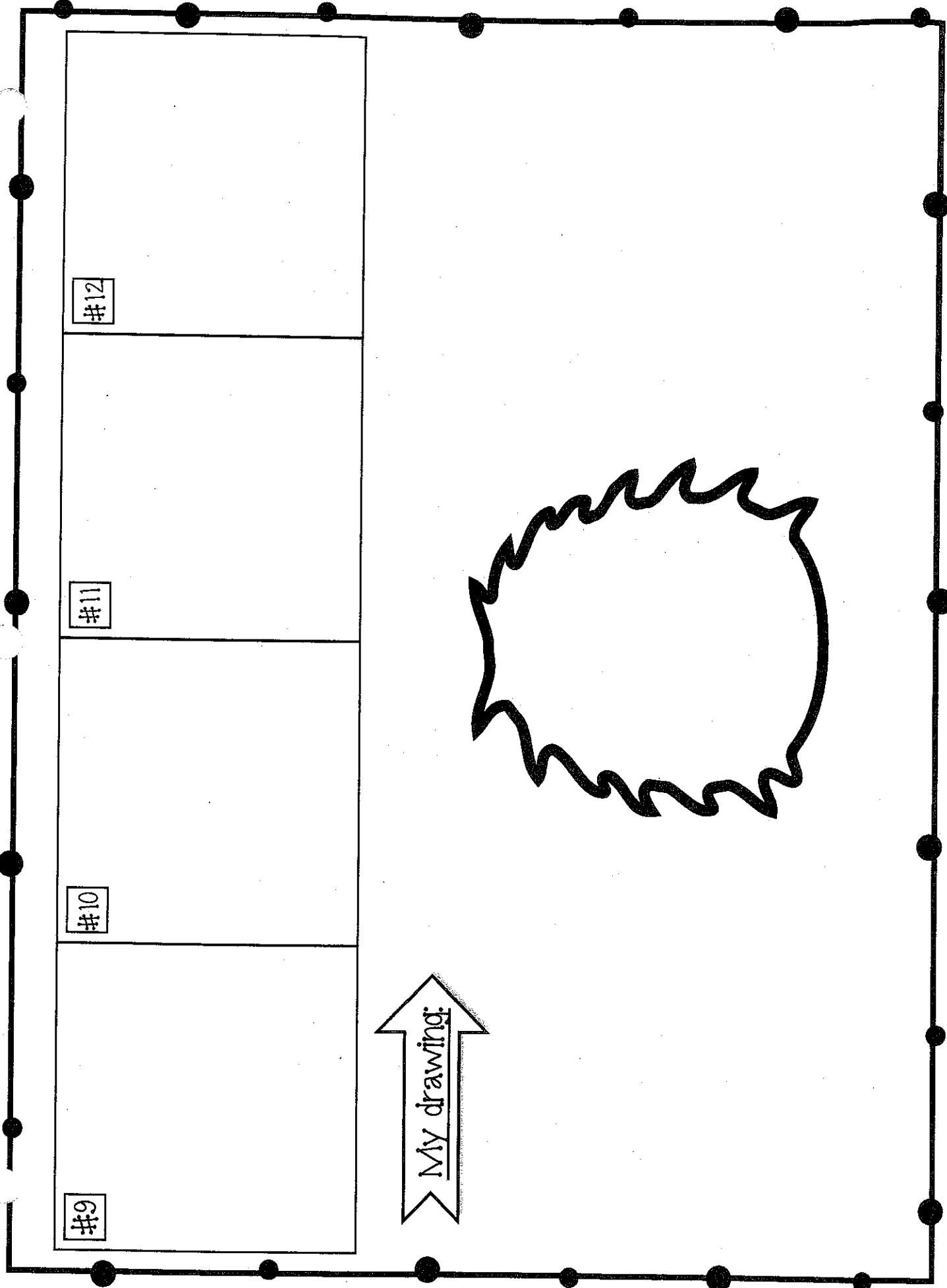
Date: _____

Period: _____

Solving One-Step Equations **Monster** Activity

Directions: Solve the one-step equations #1-12 on the following assigned spots. Show all of your work!

#1	#2	#3	#4
#5	#6	#7	#8




#9

#10

#11


#12


My drawing:





Right Hand

1.) $x - 6 = 14$

a.) 20 


b.) 12 


c.) 8 


d.) 18 


Right Foot

2.) $x + 13 = 19$

a.) 6 


b.) 16 


c.) 32 


d.) 12 


Mouth

3.) $x - 12 = 5$

a.) 4 


b.) 17 


c.) 20 


d.) 7 


Eyes

4.) $x + 9 = 23$

a.) 42 


b.) 32 


c.) 14 


d.) 12 


Horns

5.) $4x = 28$

a.) 24 


c.) 7 


b.) 8 


d.) 32 


Spots

6.) $10 = 5x$

a.) 5 


c.) 15 


b.) 10 


d.) 2 


Brows

7.) $9x = 72$

a.) 8 


c.) 7 


b.) 81 


d.) 9 


Nose

8.) $8x = 4$

a.) $\frac{1}{2}$ 


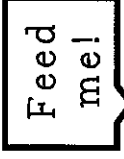
c.) 8 


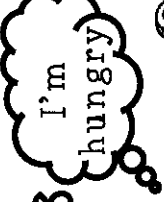
b.) 32 

d.) 4 

Comment Box

9.) $\frac{x}{7} = 14$

a.) 2  



b.) 7  



c.) 3

d.) 98

Left Hand

10.) $\frac{x}{9} = 7$

a.) 81  



b.) 2  



c.) 63

d.) 16

Left Foot

11.) $16 = \frac{x}{2}$

a.) 8  



b.) 32  

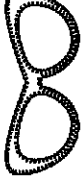

c.) 14

d.) 18

Accessory

12.) $\frac{2x}{3} = 12$

a.) 8  

b.) 4  

c.) $\frac{2}{3}$

d.) 18